

Miralis





Delicatezza sabbiosa per pareti uniche

Una finitura decorativa ideale per chi desidera arricchire gli spazi interni con un tocco di raffinatezza. La sua texture finemente sabbiata dona profondità e carattere a ogni parete, creando atmosfere ricercate e accoglienti.

Con Miralis, trasforma ogni parete in un elemento di design che parla di eleganza e originalità.

Sandy delicacy for unique walls

A decorative finish ideal for those who wish to enrich interior spaces with a touch of sophistication.

Its finely sanded texture adds depth and character to every wall, creating refined and welcoming atmospheres.

With Miralis, you transform each wall into a design element that speaks of elegance and originality.

Délicatesse sablée pour des murs uniques


Une finition décorative idéale pour ceux qui souhaitent enrichir leurs espaces intérieurs avec une touche de raffinement.

Sa texture finement sablée apporte de la profondeur et du caractère à chaque mur, créant des atmosphères recherchées et accueillantes.


Avec Miralis, vous transformez chaque mur en un élément de design qui incarne l'élégance et l'originalité.




ML01 BASE




ML02



ML03




ML04




ML05




ML06




ML07




ML08




ML09



ML10




ML11



ML12



ML13



ML14




ML15



ML16



ML17




ML18




ML19



ML20




ML21




ML22




ML23



ML24



ML25



ML26

Finitura decorativa finemente sabbata per arredare ed arricchire ogni genere di parete interna.

Campo d'impiego: specifico per superfici murali, interni.

APPLICAZIONE

Applicare MIRALIS con un pennello effettuando movimenti incrociati e disuniformi. Una sola mano è generalmente sufficiente per ottenere un effetto ottimale.

AVVERTENZE E ULTERIORI INFORMAZIONI

- Non impiegare il prodotto a temperature ambientali e del supporto inferiori a 5°C o superiori a 28°C.
- I tempi di essiccazione indicati possono variare in base al tasso di umidità e alle temperature dell'ambiente.
- Verificare con attenzione le misure del supporto su cui andrà impiegato il prodotto onde evitare di restare senza materiale durante la lavorazione ed eliminare il rischio di eventuali differenze di tinta.
- I consumi riportati sono indicativi ed anche sensibilmente variabili in base al supporto e alle modalità di applicazione.
- Mescolare bene i prodotti prima dell'uso.
- Togliere eventuali nastri maschera a prodotto ancora fresco.
- Si consiglia di effettuare sempre una prova campione prima di iniziare il lavoro definitivo sul supporto.

Finely sand effect paint to decorate any type of interior wall.

Intended use: specific for walls, cement based surfaces, gypsum and plasterboard, interiors.

APPLICATION METHOD

Apply MIRALIS with a brush using crisscross movements. One coat is generally enough to obtain an optimal effect.

WARNING AND ADDITIONAL INFORMATION

- Do not apply with air and surface temperatures below 5°C and above 28°C.
- The drying times indicated may vary in relation to the relative humidity and the existing temperature.
- Carefully verify spread rates and the surface area to be coated to avoid running short of product during the working process. This will also reduce the risk of eventual differences in tones.
- The spread rates and yields of the product are given as guidance only and may vary notably according to the substrate condition and the application method used.
- Stir the product thoroughly before use.
- Remove tapes before total drying of the product.
- It is recommended to always carry out a sample test on the specific surface before starting the final work.

Finition décorative finement sablée pour meubler et enrichir tout type de mur intérieur.

Utilisation: spécifique pour surfaces murales, intérieur.

APPLICATION

Appliquer MIRALIS avec un pinceau en effectuant des mouvements croisés et irréguliers. Une seule couche suffit généralement pour obtenir un effet optimal.

AVERTISSEMENTS ET INFORMATIONS SUPPLÉMENTAIRES

- Ne pas utiliser le produit à des températures (air et supports) en dessous de 5°C ou au-dessus de 28°C.
- Les temps de séchage indiqués peuvent varier en fonction de l'humidité et des températures ambiantes.
- Faites une estimation précise de la quantité de produit dont vous avez besoin afin d'éviter de rester à court de produit pendant le processus d'application. Ceci évitera le risque de différences de tons.
- Les consommations indiquées sont indicatives et aussi sensiblement variables selon les conditions du support et les méthodes d'application.
- Mélangier bien les produits avant l'utilisation.
- Enlever les rubans de masquage lorsque le produit est encore frais.
- Il est recommandé d'effectuer toujours un échantillon test préalable sur le support spécifique avant de commencer le travail définitif.

Acabamento decorativo finamente jateado para decorar e enriquecer qualquer tipo de parede interna.

Campo de aplicação: específico para superfícies murais internas.

APLICAÇÃO

Aplique MIRALIS com um pincel, fazendo movimentos cruzados e irregulares. Geralmente, uma única demão é suficiente para obter um efeito ideal.

AVISOS E INFORMAÇÕES ADICIONAIS

- Não utilize o produto em temperaturas ambiente ou do substrato inferiores a 5°C ou superiores a 28°C.
- Os tempos de secagem indicados podem variar dependendo do nível de umidade e da temperatura do ambiente.
- Verifique cuidadosamente as medidas do substrato onde o produto será aplicado, para evitar a falta de material durante o trabalho e reduzir o risco de eventuais diferenças de tonalidade.
- Os consumos indicados são aproximados e podem variar significativamente conforme o substrato e o método de aplicação.
- Misture bem o produto antes de usar.
- Remova eventuais fitas de máscara enquanto o produto ainda estiver fresco.
- Recomenda-se sempre realizar um teste em uma área pequena antes de iniciar o trabalho definitivo no substrato.

精细砂纹装饰性涂层，用于装饰和丰富各种内部墙面。

适用范围：专用于墙面，内部使用。

应用方法

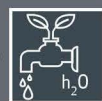
使用刷子以交叉和不规则的动作涂抹MIRALIS。通常只需涂抹一层即可获得最佳效果。

警告与附加信息

- 不要在环境温度和基材温度低于5°C或高于28°C的情况下使用本产品。
- 所示的干燥时间可能会根据环境湿度和温度有所变化。
- 请仔细检查将要使用产品的基材尺寸，以避免在施工过程中材料不足，并消除可能出现的色差风险。
- 所列的消耗量为参考值，实际消耗量可能根据基材和施工作业方式有所不同。
- 使用前请充分搅拌产品。
- 在产品仍然湿润时移除任何遮蔽胶带。
- 建议在开始正式施工前，先进行小面积的试样测试。



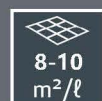
Per interni
For interiors
Pour intérieurs



Diluizione pronta all'uso
Thinning ready to use
Dilution prêt à l'emploi



2-4 h*
8-10 h**
4-6 h***



Resa per mano
Yield per coat
Rendement par couche

Essiccazione

*al tatto | **completa | ***sovrapplicazione

Drying time

*touch dry | **totally dry | ***recoat time

Séchage

*sec au toucher | **complet | ***recouvrement

I colori di questo catalogo sono da ritenersi indicativi.

The colors presented on this catalogue are for guidance only.

Les couleurs figurant dans ce catalogue sont purement indicatives.



ADICOLOR
DECORATIVE PAINTS

Adicolor s.r.l.

20076 Triginto di Mediglia (MI) - ITALY

Strada Provinciale 159, n. 2

Tel: +39 02 90660740 r.a.

www.adicolor.it - info@adicolor.it

Azienda con sistema di qualità certificata
ISO 9001:2015 da Bureau Veritas Italia

